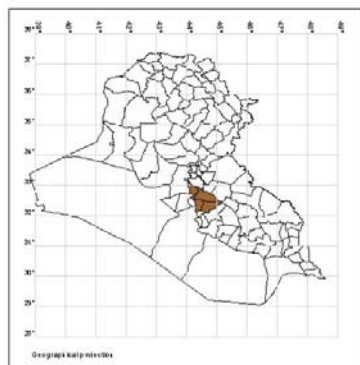
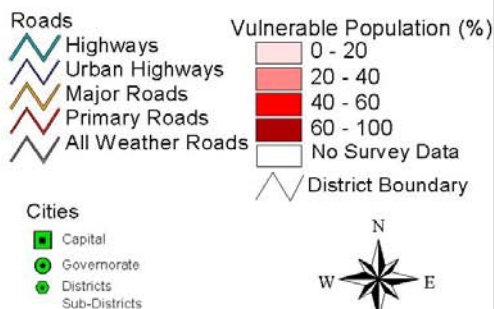
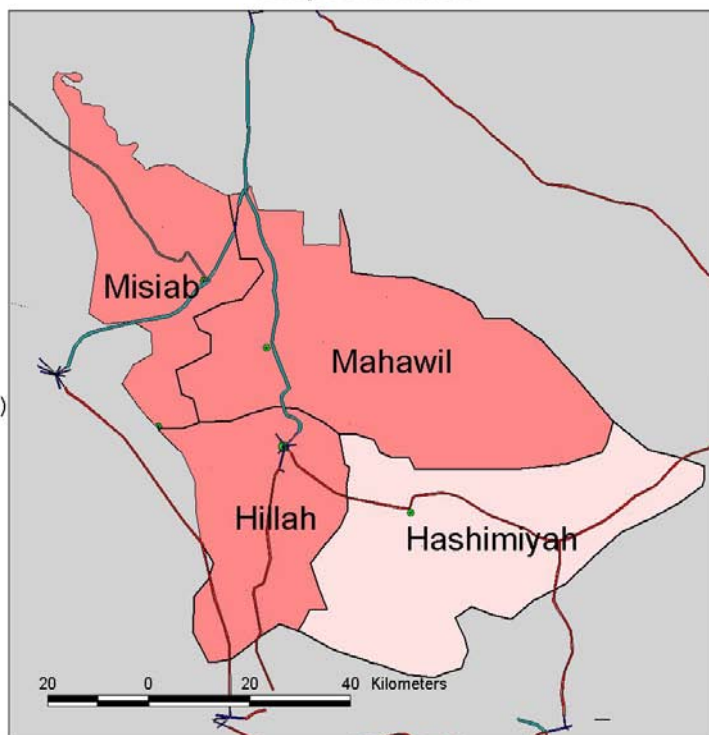


# GOVERNORATE - BABYLON



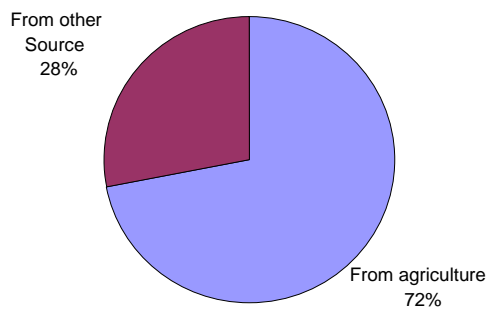
Babylon Districts



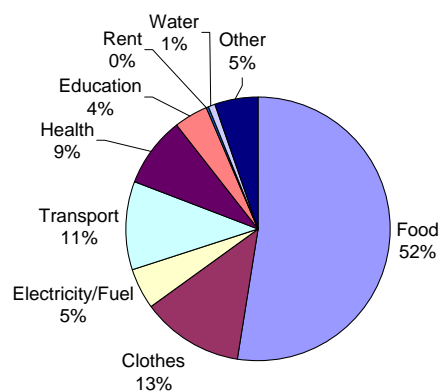
## Rural Population

District	Population January 2003	Rural Population (%)	Rural population	Rural households Interviewed	Average rural household size	<b>Housing</b> 
Hashimiyah	275 269	60.3	165 987	156	9.4	
Hillah	617 763	55	339 770	261	9.7	
Mahawil	212 812	74.7	158 971	97	10.4	
Misiab	279 939	44.3	124 013	89	9.4	
<b>Total Population</b>	<b>1 385 783</b>	<b>56.9</b>	<b>788 740</b>	<b>603</b>	<b>9.7</b>	
<b>Total Interviewed Population</b>			<b>5 833</b>			

## Income



## Expenditures



	Education	Occupation
<b>Household Members</b> (Male 52 percent – Female 48 percent)		
<b>Household Heads</b> (Male 95 percent – Female 5 percent)		

## Agricultural Activities

Out of 603 total interviewed households:	No. of Households	Percentage of Interviewed (%)	Average Use of Land /Average Ownership of Livestock (average referred to households using land or owning livestock only)
Households with at least one member engaged in agriculture	541	90	
Households Accessing Land	565	94	18.5 donum/ 4.6 ha
Cultivating Winter Crops	520	86	10.6 donum/ 2.6 ha
Cultivating Summer/Permanent Crops	517	86	7.2 donum/ 1.8 ha
Owning Cows and Buffaloes	471	78	3.9 Cows/ Buffaloes
Owning Sheep	229	38	18.5 Sheep
Owning Goats	77	13	7.9 Goats
Owning Poultry	483	80	19 Poultry

## Crop Pattern

Winter Crops Pattern (52% of available land used)	Summer Crops Pattern (35% of available land used)

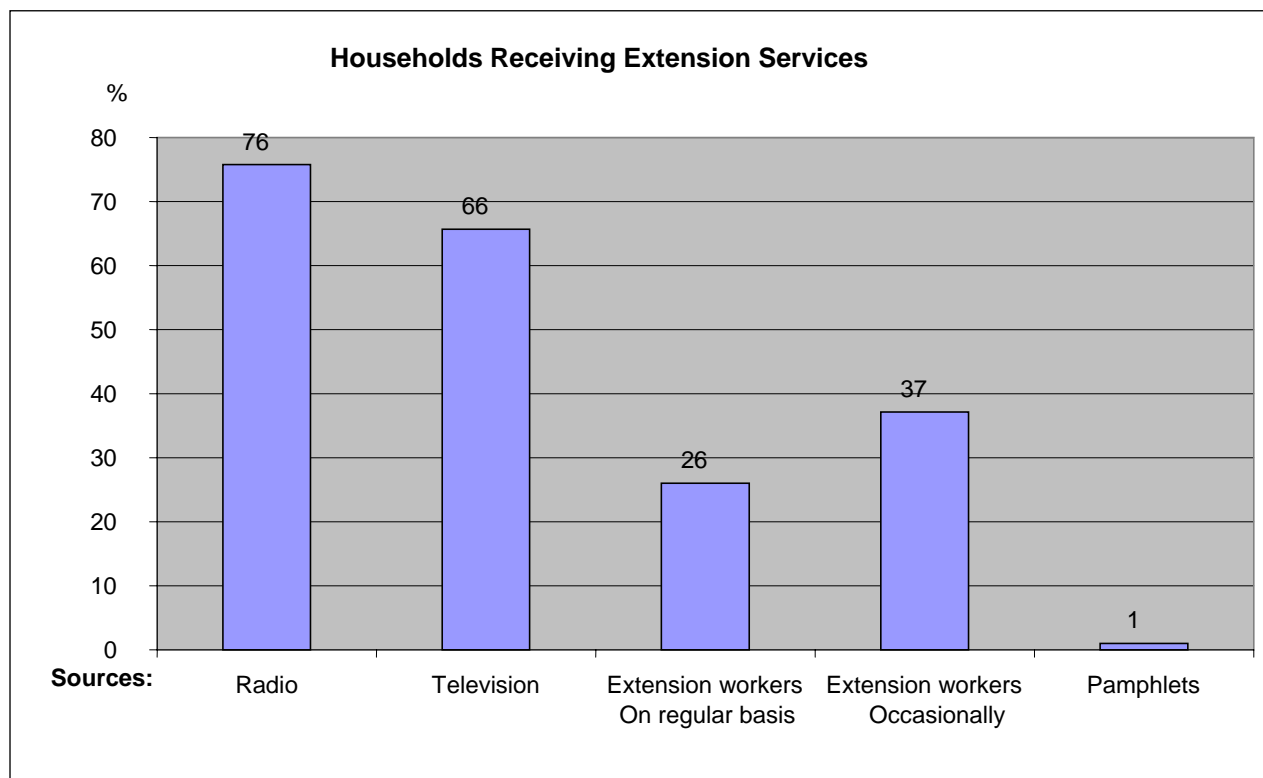
## Livestock

Livestock	Total Livestock/Poultry Raised (603 interviewed households representing a sample population of 5,833 members)	Total Estimated in the Governorate (considering the entire rural population of Babylon of about 788,000 persons, that is 135 times the size of the sample)
Cows and Buffaloes	1 848	250 000
Sheep	4 240	573 000
Goats	609	82 000
Poultry	9 190	1 243 000

## Agricultural Machinery

Machinery	Total Number Available (for the sample of 603 interviewed households)	Percentage Requiring Repair / Parts (%)	Number of Machine per Household Accessing Land (565 households in total)
Tractors	104	25	0.18
Combine Harvesters	1	100	0.00
Seed Drills	0	0	0.00
Fertilizer Sprayers	0	0	0.00
Sprayers	13	46	0.02
Water Pumps	346	13	0.61
Irrigation Systems	11	54	0.02

## Extension Services



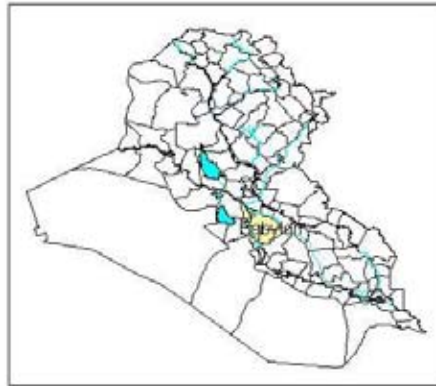
## Needs Assessment

Major Needs	Percentage of Reporting Households (%)
Fertilizer	93
Proper Pesticides	92
Improved Seeds	91
Agriculture Machinery	90
Animal Feed	80
Animal Health Service	78
Health Services /Facilities	77
Machinery Maintenance	76
Agriculture Extension Service and Technical Guidance	76
Transport	72
Proper Living Conditions	67
Financial Resources	65
Irrigation Systems	65
Water	63
Improved Quality of Ground Water	53



## Storage and Control of Water in Babylon Governorate

Rained 19,909 donum (4,977 ha); Irrigated by gravity 1,276,187 donum (319,047 ha); Irrigated by pumps 389,663 donum (97,416 ha) Source: Cost Production Survey 1999, (CSO/MoP)



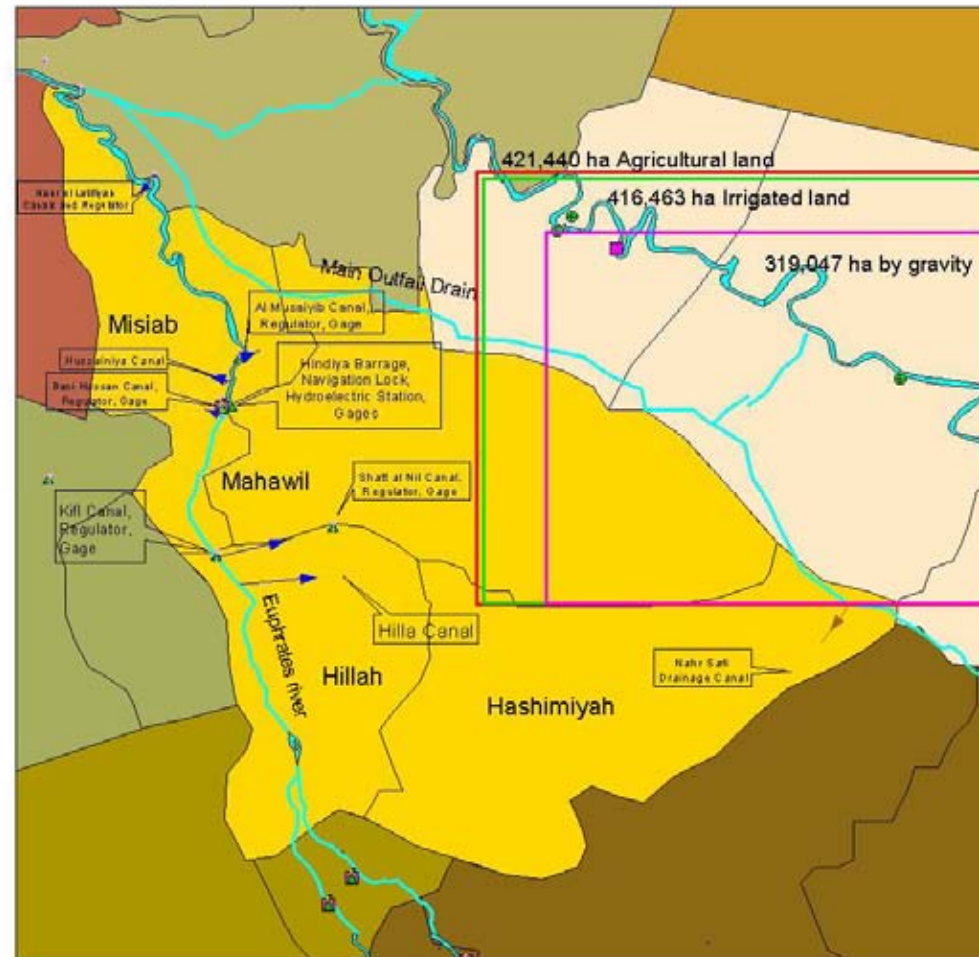
- Dam
- Barrage
- Dam Under Construction
- Regulator
- Navigation Lock
- Pumping Station
- Hydroelectric Station
- Gage/Measurement
- Irrigation Canal
- Drainage Canal
- Lake
- Depression
- Dam/Wall
- Lakes
- Rivers



Geographic Projection

Scale 1: 1,060,000

20 0 20 40 Kilometers



The boundaries and names do not imply endorsement by the United Nations. Source ESRI Map data, 2002; HIC, 2003; MoWR 2004. Compiled by FAO/TCES

