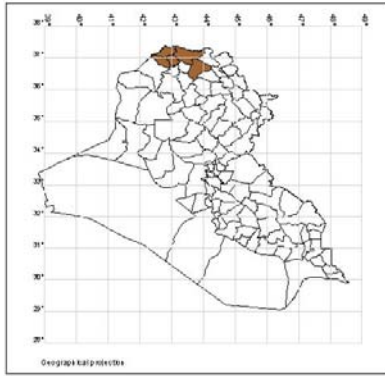
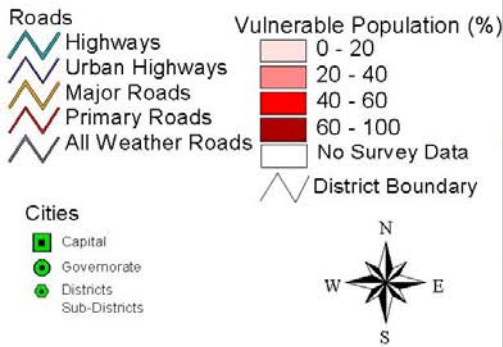
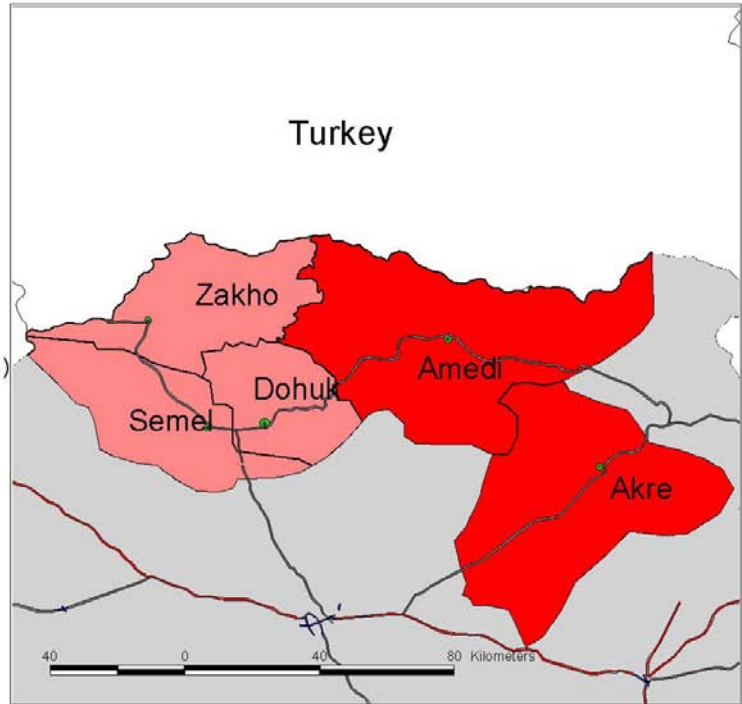


# GOVERNORATE – DOHUK



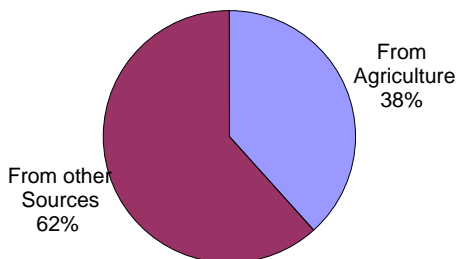
## Dohuk Districts



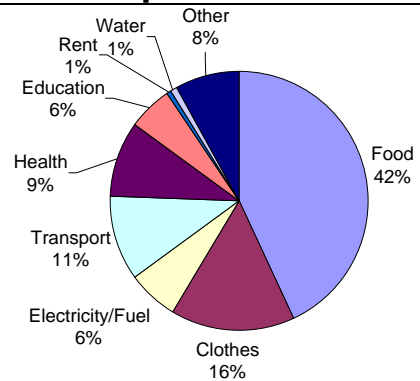
## Rural Population

District	Population January 2003	Rural Population (%)	Rural Population	Rural Households Interviewed	Average Rural Household Size	Housing
Akre	122 904	75	92 178	507	8.1	
Amedi	114 725	58.3	66 931	273	8	
Dohuk	183 348	24.6	45 030	205	7.3	
Semel	226 674	45.3	102 661	404	8.4	
Zakho	257 743	10.8	27 914	102	9	
<b>Total Population</b>	<b>905 394</b>	<b>37</b>	<b>334 713</b>	<b>1 491</b>	<b>8.1</b>	
<b>Total Interviewed Population</b>			<b>12 070</b>			

### Income



### Expenditures



	Education	Occupation
<p><b>Household Members</b> (Male 50 percent – Female 50 percent)</p>	<p>Illiterate 38% Under Primary 42% Primary 14% Middle and Above 6%</p>	<p>Housewives And students 62% Farming/Livestock Raising 13% Unemployed 10% Other Professions 12% Laborer 3%</p>
<p><b>Household Heads</b> (Male 94 percent – Female 6 percent)</p>	<p>Illiterate 56% Under Primary 22% Primary 13% Middle and Above 9%</p>	<p>Farming Livestock Raising 48% Other Professions 33% Unemployed 7% Housewives And students 6% Laborer 6%</p>

## Agricultural Activities

Out of 1 491 total interviewed households:	No. of Households	Percentage of Interviewed (%)	Average Use of Land /Average Ownership of Livestock (average referred to households using land or owning livestock only)
Households with at least one member engaged in agriculture	819	55	
Households Accessing Land	1 111	75	24 donum/ 6 ha
Cultivating Winter Crops	825	55	19.7 donum/ 4.9 ha
Cultivating Summer/Permanent Crops	514	34	5.1 donum/ 1.2 ha
Owning Cows and Buffaloes	500	34	4.1 Cows/Buffaloes.
Owning Sheep	402	27	31.6 Sheep
Owning Goats	515	35	18.7 Goats
Owning Poultry	1 045	70	19.2 Poultry

## Crop Pattern

Winter Crops Pattern (61% of available land used)	Summer Crops Pattern (12% of available land used)
<p>Wheat 47% Barley 24% Pulses 28% Fodder 1% Vegetables 0% Other 0%</p>	<p>Vegetables 46% Other 46% Rice 6% Fodder 1% Oilseed 1% Dates 0% Fruits 0% Maize 0%</p>

## Livestock

Livestock	Total Livestock/Poultry Raised (1 491 interviewed households representing a sample population of 12 070 members)	Total Estimated in the Governorate (considering the entire rural population of Dohuk of about 335 000 persons, that is 27 times the size of the sample )
Cows and Buffaloes	2 031	56 300
Sheep	12 706	352 000
Goats	9 621	267 000
Poultry	20 058	556 000

## Agricultural Machinery

Machinery	Total Number Available (for the sample of 1 491 interviewed households)	Percentage Requiring Repair / Parts (%)	Number of Machine per Household Accessing Land (1 111 households in total)
Tractors	107		0.09
Combine Harvesters	6		0.005
Seed Drills	32		0.03
Fertilizer Sprayers	156		0.14
Sprayers	18		0.01
Water Pumps	0		0
Irrigation Systems	0		0

## Extension Services

