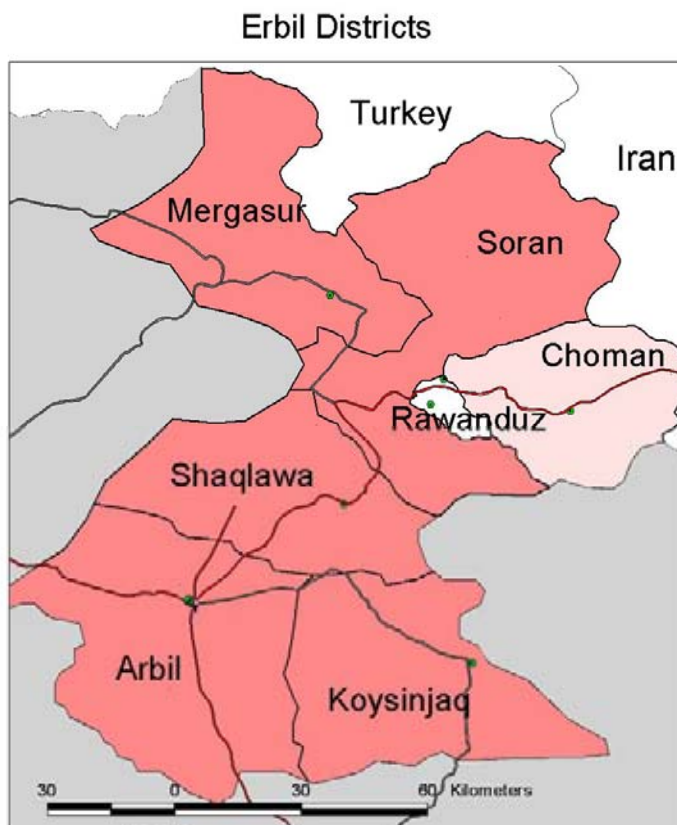
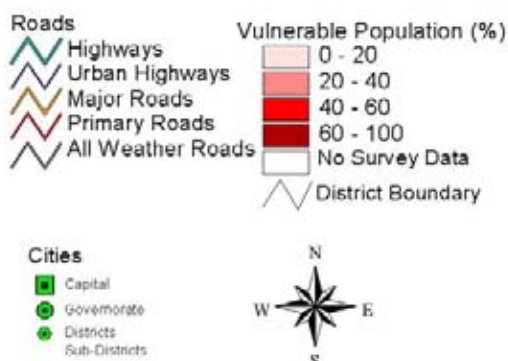
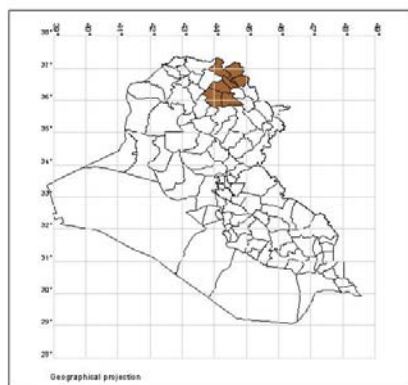


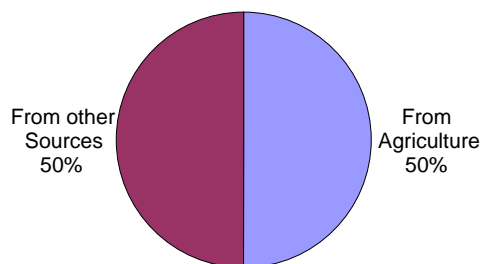
GOVERNORATE - ERBIL



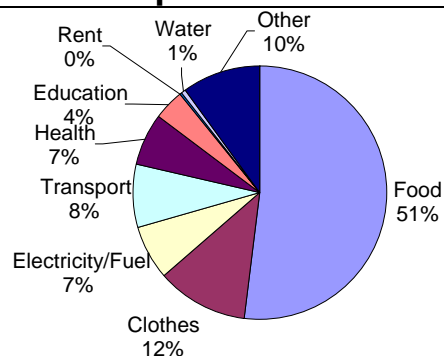
Rural Population

District	Population January 2003	Rural Population (%)	Rural Population	Rural Households Interviewed	Average Rural Household Size	Housing
Choman	6 336	90	5 702	166	7	
Erbil	993 991	9	89 857	420	7.1	
Koysinjaq	53 749	35.3	18 973	215	7.6	
Mergasur	17 728	90	15 955	207	6.9	
Rawanduz	7 857	90	7 071	0		
Shaqlawa	65 777	80	52 622	333	7.8	
Soran	176 137	41.2	72 621	340	7	
Total Population	1 321 575	19.9	262 802	1 681	7.2	
Total Interviewed Population			12 173			

Income



Expenditures



	Education	Occupation
Household Members (Male 50 percent – Female 50 percent)	<p>Education for Household Members: Illiterate 47%, Under Primary 38%, Primary 11%, Middle and Above 4%.</p>	<p>Occupation for Household Members: Housewives And students 59%, Farming/Livestock Raising 17%, Other Professions 13%, Unemployed 7%, Laborer 4%.</p>
Household Heads (Male 89 percent – Female 11 percent)	<p>Education for Household Heads: Illiterate 55%, Under Primary 24%, Primary 14%, Middle and Above 7%.</p>	<p>Occupation for Household Heads: Farming/Livestock raising 48%, Other Professions 33%, Laborer 8%, Unemployed 4%, Housewives And students 7%.</p>

Agricultural Activities

Out of 1 681 total interviewed households:	No. of Households	Percentage of Interviewed (%)	Average Use of Land /Average Ownership of Livestock (average referred to households using land or owning livestock only)
Households with at least one member engaged in agriculture	937	56	
Households Accessing Land	1 195	71	32.6 donum/ 8.1 ha
Cultivating Winter Crops	900	54	29.5 donum/ 7.3 ha
Cultivating Summer/Permanent Crops	448	27	6.6 donum/ 1.6 ha
Owning Cows and Buffaloes	817	49	4.5 Cows/Buffaloes
Owning Sheep	295	18	43.6 Sheep
Owning Goats	504	30	25.9 Goats
Owning Poultry	1 216	72	19.6 Poultry

Crop Pattern

Winter Crops Pattern (66 percent of available land used)	Summer Crops Pattern (7 percent of available land used)
<p>Winter Crops Pattern: Wheat 47%, Barley 44%, Pulses 8%, Other 1%, Fodder 0%, Vegetables 0%.</p>	<p>Summer Crops Pattern: Other 72%, Dates 23%, Oilseed 4%, Rice 1%, Fodder 0%, Vegetables 0%, Fruits 0%, Maize 0%.</p>

Livestock

Livestock	Total Livestock/Poultry Raised (1 681 interviewed households representing a sample population of 12 173 members)	Total Estimated in the Governorate (considering the entire rural population of Erbil of about 262 800 persons, that is 21 times the size of the sample)
Cows and Buffaloes	3 653	78 850
Sheep	12 865	278 000
Goats	13 069	282 000
Poultry	23 787	513 000

Agricultural Machinery

Machinery	Total Number Available (for the sample of 1 681 interviewed households)	Percentage Requiring Repair / Parts (%)	Number of Machine per Household Accessing Land (1 195 households in total)
Tractors	100		0.08
Combine Harvesters	9		0.01
Seed Drills	17		0.01
Fertilizer Sprayers	56		0.05
Sprayers	7		0.01
Water Pumps	0		0.00
Irrigation Systems	0		0.00

Extension Services

